
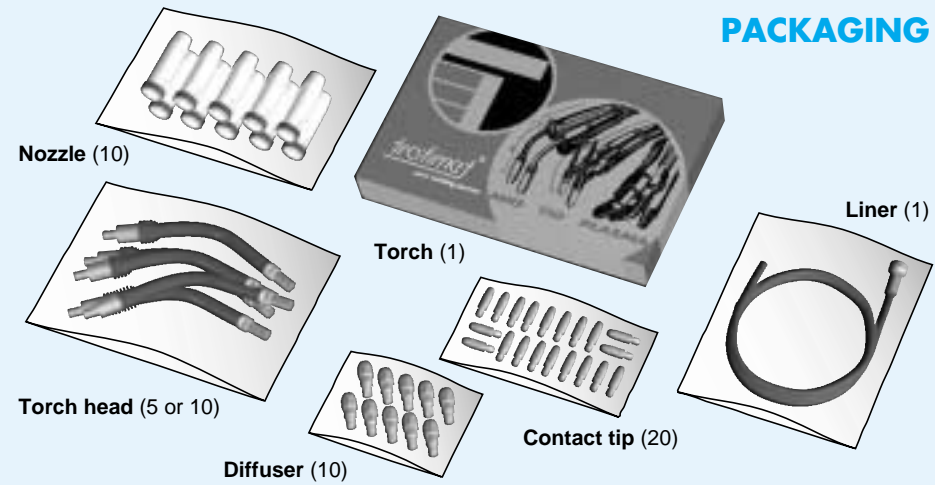




PACKAGING

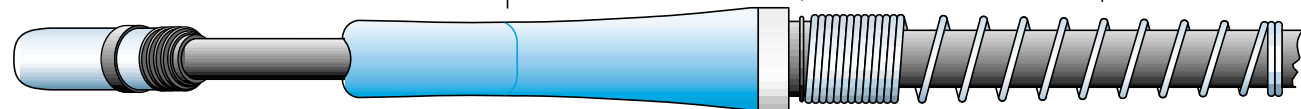


ERGOPLUS 24	m	Liner	Adaptor
MA 7103	3	GM 510	AR 60
MA 7104	4	GM 511	AR 60
MA 7105	5	GM 512	AR 60
MA 7143	3	GM 510	AR 54
MA 7144	4	GM 511	AR 54
MA 7145	5	GM 512	AR 54

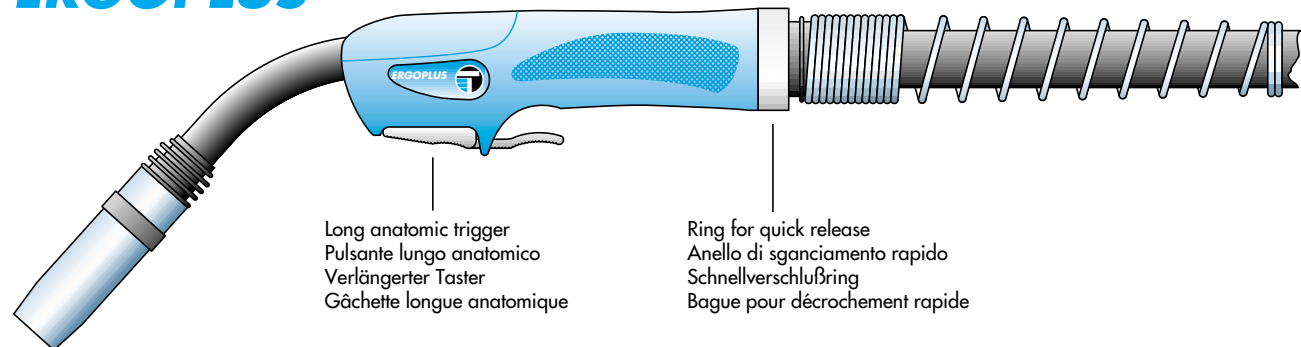
Ergonomical handle with new design
Impugnatura ergonomica con nuovo design
Ergonomische Griffschale in neuem Design
Poignée ergonomique avec nouveau dessein

Spherical joint
Giunto sferico
Kugelgelenk
Joint sphérique

Protection cable spring
Molla di protezione cavo
Knickschutzfeder
Ressort de protection câble



ERGOPLUS




Long anatomic trigger
Pulsante lungo anatomico
Verlängerter Taster
Gâchette longue anatomique

Ring for quick release
Anello di sganciamento rapido
Schnellverschlussring
Bague pour décrochement rapide



ERGOPLUS 24

MIG TORCHES



trafimet[®]
your welding partner

TRAFIMET spa claims that all items on this catalogue are manufactured in conformity with the "low voltage" CE 73/23 directive as per EN 50078 standard. The company reserves the right to modify any of its products without notice. TRAFIMET spa is the registered owner of all trademarks, patents and models.

Copyright © March 1997 • by TRAFIMET spa (Print 05/99) EA 0501

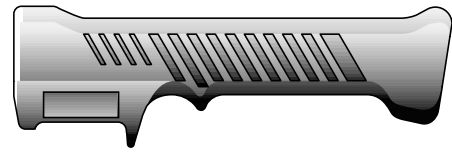


EN 50078

trafimet[®]
your welding partner

PLUS HANDLE

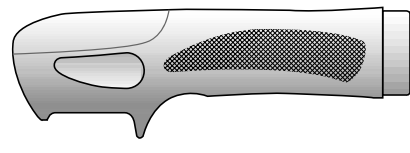
- MP 36 Black • Standard
- MP 37 Red
- MP 38 Blue



- BX 20 • Standard
- BX 67 Microswitch

ERGOPLUS HANDLE

- MP 133 Black
- MP 134 Red
- MP 135 Blue • Standard



- BX 24 • Standard
- BX 68 Microswitch

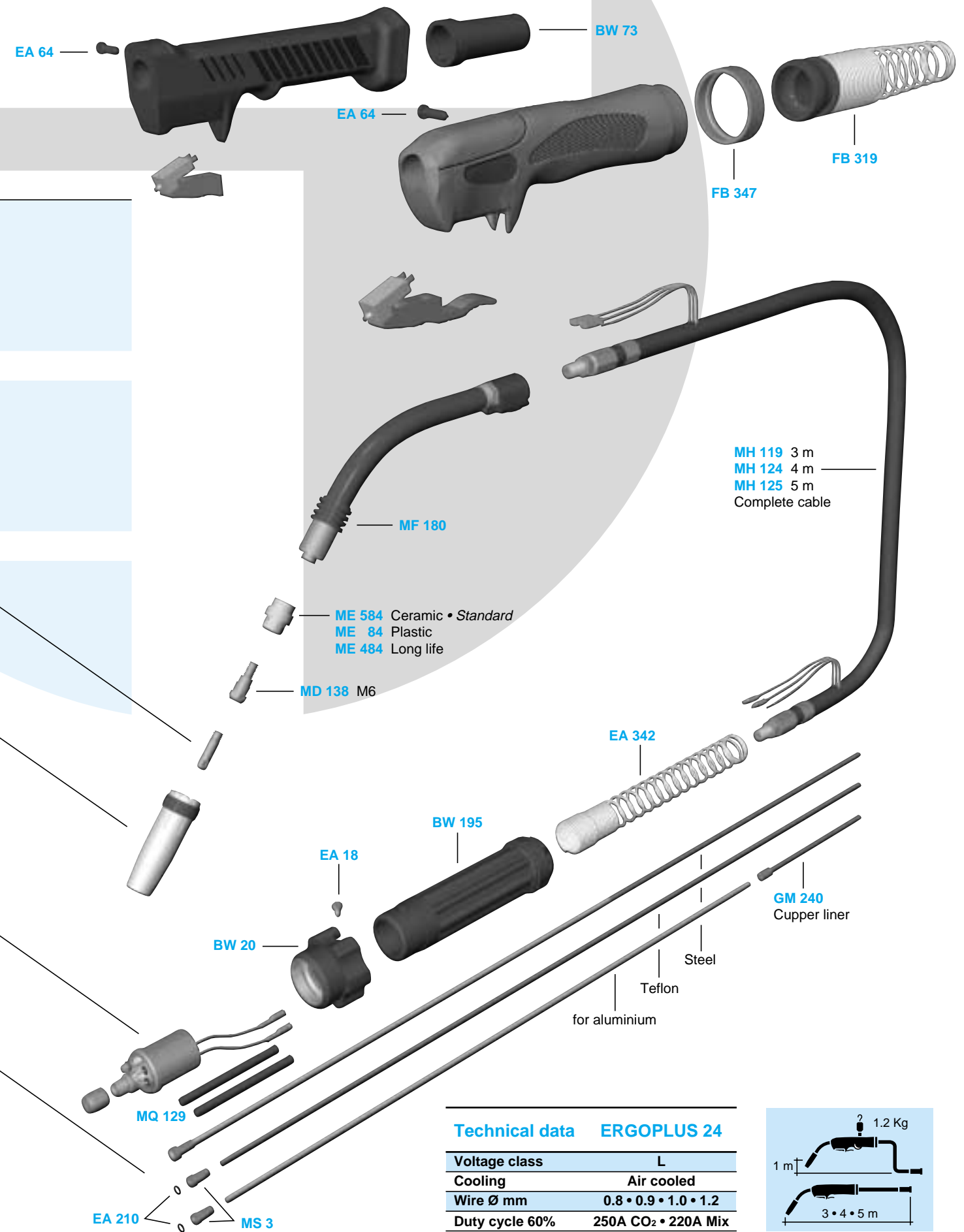
- M6
25
- MD 8-08 Ø 0.8
 - MD 8-09 Ø 0.9
 - MD 8-10 Ø 1.0 • Standard
 - MD 8-12 Ø 1.2
- ALUMINIUM

- MC 301 • Standard
 - MC 300
 - MC 302
 - MC 303
- 63
Ø 12.5 Ø 17 Ø 10

- BX 200 BX 290
- EA 87 AU 121 CT 514 MH 52 Per meter CT 505 CT 514 AU 121 EA 87
- 25 mm²

- BX 206 FA 26 EA 128
- AR 60 Fixed pins
- BX 206 FA 26 EA 128
- AR 54 Spring pins
- BX 206 FA 26 EA 128
- AR 5 2 Spring pins
1 Female pin

m	Special liners for aluminium				
	STEEL	TEFLON	TEFLON	TEFLON-GRAPHITE	CARBON
Blue (wire 0.6 ÷ 0.9)					
3	GM 500	GM 600	GM 710		
4	GM 501	GM 601	GM 711		
5	GM 502	GM 602	GM 712		
Red (wire 1.0 ÷ 1.2)					
3	GM 510	GM 610	GM 715	GM 720	GM 725
4	GM 511	GM 611	GM 716	GM 721	GM 726
5	GM 512	GM 612	GM 717	GM 722	GM 727



Technical data ERGOPLUS 24

Voltage class	L
Cooling	Air cooled
Wire Ø mm	0.8 • 0.9 • 1.0 • 1.2
Duty cycle 60%	250A CO ₂ • 220A Mix

